

**M/s RCM BANGALORE**  
No.18, Shanthivana, Bearys lakeside Towers, Kodigehalli  
Bangalore - 560 092

**Balance Sheet as at March 31, 2021**

LIABILITIES	Notes	31st March 2021	31st March 2020	ASSETS	Notes	31st March 2021	31st March 2020
<b>Capital Fund</b>		<b>10,000</b>	<b>10,000</b>	<b>Fixed Assets</b>	1	8,23,47,339	7,68,87,940
Loan from Trustees	2	61,16,610	1,99,75,011	Investment In shares of Sir.M.V. Bank		29,12,700	24,91,101
Unsecured Loans	3	1,01,00,063	1,05,37,514	<b>Current Assets</b>			
Car Loan		27,82,868	34,19,757	Advance to Creditors		2,367	1,82,367
Loan from Sir MV Bank		7,51,43,447	7,81,59,556	AICTE Security Deposit		24,88,268	24,88,268
				Electricity Deposit		2,85,382	2,85,382
Audit Fees Payable		2,02,600	1,52,600	Hostel Advance		50,000	50,000
Duties & Taxes		-94,399	1,29,909	TDS Receivable		1,02,552	65,589
Expense Payables		20,000	65,000	Term deposit		2,13,81,010	55,00,000
<b>Excess of I/E :</b>				Admission Fee Receivable		1,48,20,767	4,58,56,000
Opening Balance		2,48,48,846	(2,14,02,931)	<b>Cash &amp; Bank Balance</b>			
<b>Add: Excess of I/E</b>		<b>4,18,02,726</b>	<b>4,62,51,777</b>	Axis Bank		2,15,442	6,42,094
		6,66,51,572	2,48,48,846	Sir M V Co operative Bank Ltd		2,078	3,463
				HDFC Bank		1,22,87,894	4,95,435
				ICICI Bank		2,03,45,039	
				Kotak Mahindra Bank		2,48,129	
				HDFC Bank		21,03,701	
				Cash in hand		8,44,269	22,97,069
				Accrued Interest		5,45,825	53,486
<b>TOTAL</b>		<b>16,09,32,761</b>	<b>13,72,98,194</b>	<b>TOTAL</b>		<b>16,09,82,761</b>	<b>13,72,98,194</b>

As per our report of even date  
For **SADASHIV PRASAD & CO**  
Chartered Accountants  
Firm Reg No: 010621S


  
**Chetan Kumar**  
Partner  
M No:209976



Place: Bengaluru  
Date: 29/12/2021

For M/s **RCM BANGALORE**

  
**Satya Ranjan Mandal**  
Manging Trustee



  
DIRECTOR  
REGIONAL COLLEGE OF MANAGEMENT BANGALORE  
Devanahalli, Bangalore

**M/s RCM BANGALORE**  
No.18, Shanthivana, Bearys lakeside Towers, Kodigehalli, Bangalore - 560 092

**Income and Expenditure A/c for the year ended 31st March 2021**

EXPENDITURE	31st March 2021	March 31, 2020	INCOME	31st March 2021	March 31, 2020
To Administrative Expenses	3,17,001	4,16,386	By Admission Fees	8,67,31,338	9,91,74,781
To Advertisement Charges	20,41,875	15,20,555	By Application Fees	1,09,570	1,52,534
To Finance Cost	62,26,540	1,04,97,496	By Bank Interest	7,82,698	1,18,064
To Hostel Fee- Expense	19,43,750	32,05,935	By Dividend from Shares		1,96,635
To Marketing Charges	25,96,916	81,22,288	By Hostel Fee	11,64,258	
To Marketing Expenses	14,000	1,71,948	By Interest on IT Refund	140	
To Professional Services	4,77,400	3,61,819			
To Salary	81,71,649	1,00,93,057			
To Transportation Charges	9,09,444	34,58,790			
To Car Insurance	-	16,033			
To Consultancy Charges	88,33,038	-			
To College Expense	10,93,170	1,93,397			
To Donation	92,000	50,000			
To Electrical Charges	3,06,890	1,99,793			
To Exam Fees	1,01,475	73,319			
To Garden Expenses	59,400				
To Interest On TDS	2,599	7,679			
To Internet Expenses	14,000	17,187			
To Membership Fees		99,923			
To Miscellenous Expenses	3,92,644	1,339			
To Newspapers And Journals	6,466	7,291			
To Office Expenses	11,83,299	6,30,322			
To Pooja Expenses	81,820				
To Petrol Expenses		1,07,918			
To Printing Charges	1,11,304	16,83,118			
To Printing & Stationery		455			
To Professional Charges	1,56,320	1,67,040			
To Repairs And Maintenance	2,99,798	21,819			
To Rates and Taxes	2,85,000				
To Security Charges		56,029			
To Staff Accomodation		3,31,560			
To Staff Welfare Expenses	35,400	1,23,372			
To Subscription Charges		6,000			
To Telephone Expenses	51,200	67,566			
To Trust Expenses	22,70,352				
To Uniform Expenses		5,78,675			
To University Fees	7,32,639	15,38,560			
To Suspence	3,00,900				
To Website Charges		5,25,580			
To Audit Fees	1,00,000	50,000			
Excess of Income over Expenditure (before depreciation)	4,95,79,714	5,52,39,765			
To Depreciation	77,76,988	89,87,988			
To Excess of Expenditure over income	4,18,02,726	4,62,51,777			
<b>Total</b>	<b>8,87,88,004</b>	<b>9,96,42,014</b>	<b>Total</b>	<b>8,87,88,004</b>	<b>9,96,42,014</b>

As per our report of even date  
For **SADASHIV PRASAD & CO**  
Chartered Accountants  
Firm Reg No: 010621S

  
**CHETAN KUMAR**  
Partner  
M No:209976




For M/s **RCM BANGALORE**



**SATYA RANJAN MANDAL**  
Manging Trustee

Place: Bengaluru  
Date: 29/12/2021



  
DIRECTOR  
REGIONAL COLLEGE OF MANAGEMENT BANGALORE  
Devanahalli, Bangalore

**M/s RCM BANGALORE**  
No.18, Shanthivana, Bearys lakeside Towers, Kodigehalli  
Bangalore - 560 092


**Notes forming part of the Balance sheet as on 31st March 2021**

**2 Loan from Trustees**

Particulars	31st March 2021	31st March 2020
Satya Rajan Mandal	35,96,610	1,36,75,011
Kuntal Choudhury	-	29,00,000
Chaina Mandal	1,20,000	
Sri Vidya Kannan	24,00,000	34,00,000
<b>Total</b>	<b>61,16,610</b>	<b>1,99,75,011</b>

**3 Unsecured Loans**

Particulars	31st March 2021	31st March 2020
Globogramme Learning Services Pvt Ltd	1,01,00,063	1,05,37,514
<b>Total</b>	<b>1,01,00,063</b>	<b>1,05,37,514</b>



DIRECTOR  
REGIONAL COLLEGE OF MANAGEMENT BANGALORE  
Devanahalli, Bangalore


## M/s RCM BANGALORE

No.18, Shanthivana, Bearys lakeside Towers, Kodigehalli, Bangalore - 560 092

### Notes forming part of Balance sheet as on March 31, 2021

#### Note : 1 Fixed Assets Schedule

Sl. No.	Particulars	Add/(Del) Before 01/09/2020	Add/(Del) After 1/09/2020	Total	Rate Of Deprn.	Deprn.	31st March 2021
I	Computers, Software & etc	33,74,661	-	33,74,661	40%	13,49,864	20,24,796
II	Books	1,28,324	17,60,387	18,88,711	40%	4,03,407	14,85,304
III	Furniture and Electrical Equipment	43,21,014	3,78,443	46,99,457	10%	4,51,024	42,48,434
IV	Plant & Machinery	23,94,488		23,94,488	15%	3,59,173	20,35,315
V	Building	4,40,17,960		4,40,17,960	10%	44,01,796	3,96,16,164
VI	Land	1,72,39,999	45,00,000	2,17,39,999	0%	-	2,17,39,999
VII	Car	54,11,494		54,11,494	15%	8,11,724	45,99,770
VIII	Capital Asset Work in Progress (Bulding)		65,97,557	65,97,557	0%	-	65,97,557
	<b>Grand Total</b>	<b>7,68,87,940</b>	<b>-</b>	<b>1,32,36,387</b>		<b>77,76,988</b>	<b>8,23,47,339</b>



DIRECTOR  
REGIONAL COLLEGE OF MANAGEMENT BANGALORE  
Devanahalli, Bangalore