

M/s RCM BANGALORE

No.18, Shanthivana, Bearys lakeside Towers, Kodigehalli
Bangalore - 560 092

Balance Sheet as at March 31, 2021

LIABILITIES	Notes	31st March 2021	31st March 2020	ASSETS	Notes	31st March 2021	31st March 2020
Capital Fund		10,000	10,000	Fixed Assets	1	8,23,47,339	7,68,87,940
Loan from Trustees	2	61,16,610	1,99,75,011	Investment In shares of Sir.M.V. Bank		29,12,700	24,91,101
Unsecured Loans	3	1,01,00,063	1,05,37,514	Current Assets			
Car Loan		27,82,868	34,19,757	Advance to Creditors		2,367	1,82,367
Loan from Sir MV Bank		7,51,43,447	7,81,59,556	AICTE Security Deposit		24,88,268	24,88,268
				Electricity Deposit		2,85,382	2,85,382
Audit Fees Payable		2,02,600	1,52,600	Hostel Advance		50,000	50,000
Duties & Taxes		-94,399	1,29,909	TDS Receivable		1,02,552	65,589
Expense Payables		20,000	65,000	Term deposit		2,13,81,010	55,00,000
Excess of I/E :				Admission Fee Receivable		1,48,20,767	4,58,56,000
Opening Balance		2,48,48,846	(2,14,02,931)	Cash & Bank Balance			
Add: Excess of I/E		4,18,02,726	4,62,51,777	Axis Bank		2,15,442	6,42,094
		6,66,51,572	2,48,48,846	Sir M V Co operative Bank Ltd		2,078	3,463
				HDFC Bank		1,22,87,894	4,95,435
				ICICI Bank		2,03,45,039	
				Kotak Mahindra Bank		2,48,129	
				HDFC Bank		21,03,701	
				Cash in hand		8,44,269	22,97,069
				Accrued Interest		5,45,825	53,486
TOTAL		16,09,32,761	13,72,98,194	TOTAL		16,09,82,761	13,72,98,194

As per our report of even date
For **SADASHIV PRASAD & CO**
Chartered Accountants
Firm Reg No: 010621S



Chetan Kumar
Partner
M No:209976




Place: Bengaluru
Date: 29/12/2021

For M/s **RCM BANGALORE**



Satya Ranjan Mandal
Manging Trustee





DIRECTOR
REGIONAL COLLEGE OF MANAGEMENT BANGALORE
Devanahalli, Bangalore

M/s RCM BANGALORE
No.18, Shanthivana, Bearys lakeside Towers, Kodigehalli, Bangalore - 560 092

Income and Expenditure A/c for the year ended 31st March 2021

EXPENDITURE	31st March 2021	March 31, 2020	INCOME	31st March 2021	March 31, 2020
To Administrative Expenses	3,17,001	4,16,386	By Admission Fees	8,67,31,338	9,91,74,781
To Advertisement Charges	20,41,875	15,20,555	By Application Fees	1,09,570	1,52,534
To Finance Cost	62,26,540	1,04,97,496	By Bank Interest	7,82,698	1,18,064
To Hostel Fee- Expense	19,43,750	32,05,935	By Dividend from Shares		1,96,635
To Marketing Charges	25,96,916	81,22,288	By Hostel Fee	11,64,258	
To Marketing Expenses	14,000	1,71,948	By Interest on IT Refund	140	
To Professional Services	4,77,400	3,61,819			
To Salary	81,71,649	1,00,93,057			
To Transportation Charges	9,09,444	34,58,790			
To Car Insurance	-	16,033			
To Consultancy Charges	88,33,038	-			
To College Expense	10,93,170	1,93,397			
To Donation	92,000	50,000			
To Electrical Charges	3,06,890	1,99,793			
To Exam Fees	1,01,475	73,319			
To Garden Expenses	59,400				
To Interest On TDS	2,599	7,679			
To Internet Expenses	14,000	17,187			
To Membership Fees		99,923			
To Miscellenous Expenses	3,92,644	1,339			
To Newspapers And Journals	6,466	7,291			
To Office Expenses	11,83,299	6,30,322			
To Pooja Expenses	81,820				
To Petrol Expenses		1,07,918			
To Printing Charges	1,11,304	16,83,118			
To Printing & Stationery		455			
To Professional Charges	1,56,320	1,67,040			
To Repairs And Maintenance	2,99,798	21,819			
To Rates and Taxes	2,85,000				
To Security Charges		56,029			
To Staff Accomodation		3,31,560			
To Staff Welfare Expenses	35,400	1,23,372			
To Subscription Charges		6,000			
To Telephone Expenses	51,200	67,566			
To Trust Expenses	22,70,352				
To Uniform Expenses		5,78,675			
To University Fees	7,32,639	15,38,560			
To Suspence	3,00,900				
To Website Charges		5,25,580			
To Audit Fees	1,00,000	50,000			
Excess of Income over Expenditure (before depreciation)	4,95,79,714	5,52,39,765			
To Depreciation	77,76,988	89,87,988			
To Excess of Expenditure over income	4,18,02,726	4,62,51,777			
Total	8,87,88,004	9,96,42,014	Total	8,87,88,004	9,96,42,014

As per our report of even date
For **SADASHIV PRASAD & CO**
Chartered Accountants
Firm Reg No: 010621S



CHITAN KUMAR
Partner
No: 200076
IQAC
Bangalore
Bengaluru
Date: 12/02/21

For M/s **RCM BANGALORE**

SATYA RANJAN MANDAL
Manging Trustee

DIRECTOR
REGIONAL COLLEGE OF MANAGEMENT BANGALORE
Devanahalli, Bangalore

M/s RCM BANGALORE
No.18, Shanthivana, Bearys lakeside Towers, Kodigehalli
Bangalore - 560 092


Notes forming part of the Balance sheet as on 31st March 2021

2 Loan from Trustees

Particulars	31st March 2021	31st March 2020
Satya Rajan Mandal	35,96,610	1,36,75,011
Kuntal Choudhury	-	29,00,000
Chaina Mandal	1,20,000	
Sri Vidya Kannan	24,00,000	34,00,000
Total	61,16,610	1,99,75,011

3 Unsecured Loans

Particulars	31st March 2021	31st March 2020
Globogramme Learning Services Pvt Ltd	1,01,00,063	1,05,37,514
Total	1,01,00,063	1,05,37,514




DIRECTOR
REGIONAL COLLEGE OF MANAGEMENT BANGALORE
Devanahalli, Bangalore

M/s RCM BANGALORE


No.18, Shanthivana, Bearys lakeside Towers, Kodigehalli, Bangalore - 560 092

Notes forming part of Balance sheet as on March 31, 2021

Note : 1 Fixed Assets Schedule

Sl. No.	Particulars	Add/(Del) Before 01/09/2020	Add/(Del) After 1/09/2020	Total	Rate Of Deprn.	Deprn.	31st March 2021
I	Computers, Software & etc	33,74,661	-	33,74,661	40%	13,49,864	20,24,796
II	Books	1,28,324	17,60,387	18,88,711	40%	4,03,407	14,85,304
III	Furniture and Electrical Equipment	43,21,014	3,78,443	46,99,457	10%	4,51,024	42,48,434
IV	Plant & Machinery	23,94,488		23,94,488	15%	3,59,173	20,35,315
V	Building	4,40,17,960		4,40,17,960	10%	44,01,796	3,96,16,164
VI	Land	1,72,39,999	45,00,000	2,17,39,999	0%	-	2,17,39,999
VII	Car	54,11,494		54,11,494	15%	8,11,724	45,99,770
VIII	Capital Asset Work in Progress (Bulding)		65,97,557	65,97,557	0%	-	65,97,557
Grand Total		7,68,87,940	-	1,32,36,387		77,76,988	8,23,47,339

4.1.2




DIRECTOR
REGIONAL COLLEGE OF MANAGEMENT BANGALORE
Devanahalli, Bangalore